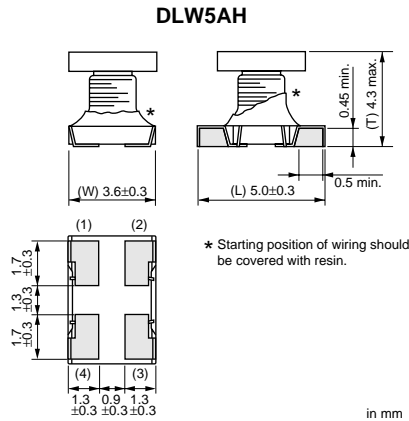


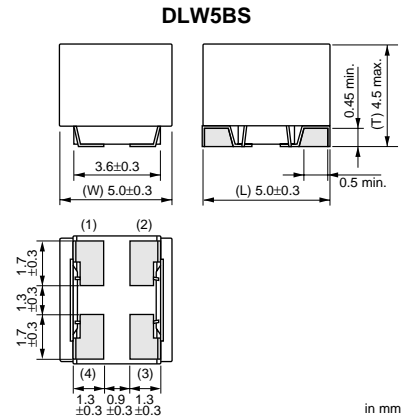
Chip Common Mode Choke Coils Wire Wound Type for Large Current

DLW5AH/DLW5BS Series (2014/2020 Size)

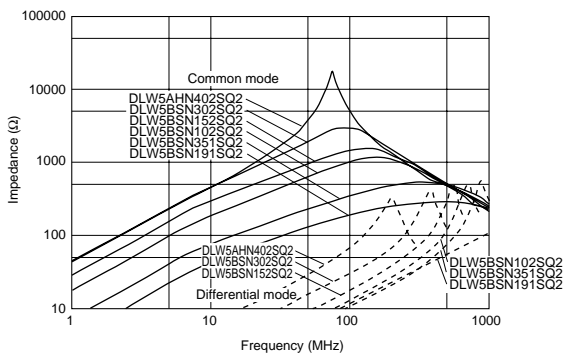
Dimension



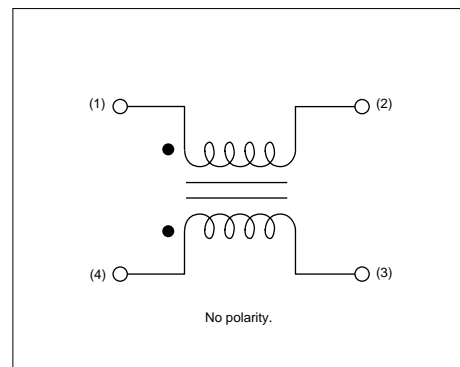
Dimension



Impedance-Frequency Characteristics



Equivalent Circuit



Packaging

Code	Packaging	Minimum Quantity
L	180mm Embossed Tape	400
K	330mm Embossed Tape	1500
B	Bulk(Bag)	100

Rated Value (□: packaging code)


Part Number	Common Mode Impedance (at 100MHz/20°C)	Rated Current	Rated Voltage	Insulation Resistance (min.)	Withstand Voltage	DC Resistance	Operating Temperature Range	Number of Circuit
DLW5AHN402SQ2□	4000ohm(Typ.)	200mA	50Vdc	10M ohm	125Vdc	3.0ohmmax.	-25°C to 85°C	1
DLW5BSN191SQ2□	190ohm(Typ.)	5000mA	50Vdc	10M ohm	125Vdc	0.02ohmmax.	-25°C to 85°C	1
DLW5BSN351SQ2□	350ohm(Typ.)	2000mA	50Vdc	10M ohm	125Vdc	0.04ohmmax.	-25°C to 85°C	1
DLW5BSN102SQ2□	1000ohm(Typ.)	1500mA	50Vdc	10M ohm	125Vdc	0.06ohmmax.	-25°C to 85°C	1
DLW5BSN152SQ2□	1500ohm(Typ.)	1000mA	50Vdc	10M ohm	125Vdc	0.1ohmmax.	-25°C to 85°C	1

Continued on the following page.

● This data sheet is applied for CHIP COMMON MODE CHOKE COIL used for General Electronics equipment for your design.

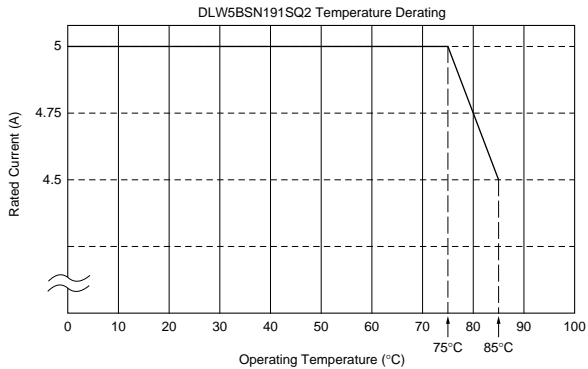
Note:

1. This datasheet is downloaded from the website of Murata Manufacturing co., Ltd. Therefore, it's specifications are subject to change or our products in it may be discontinued without advance notice. Please check with our sales representatives or product engineers before ordering.
2. This datasheet has only typical specifications because there is no space for detailed specifications. Therefore, please approve our product specifications or transact the approval sheet for product specifications before ordering.

 Continued from the preceding page.

Part Number	Common Mode Impedance (at 100MHz/20°C)	Rated Current	Rated Voltage	Insulation Resistance (min.)	Withstand Voltage	DC Resistance	Operating Temperature Range	Number of Circuit
DLW5BSN302SQ2□	3000ohm(Typ.)	500mA	50Vdc	10M ohm	125Vdc	0.3ohmmax.	-25°C to 85°C	1

■ Derating of Rated current



■ ⚠ Caution/Notice

⚠ Caution (Rating)

Do not use products beyond the rated current and rated voltage as this may create excessive heat and deteriorate the insulation resistance.

Notice

Solderability of Tin plating termination chip might be deteriorated when low temperature soldering profile where peak solder temperature is below the Tin melting point is used. Please confirm the solderability of Tin plating termination chip before use.

● This data sheet is applied for CHIP COMMON MODE CHOKE COIL used for General Electronics equipment for your design.

⚠ Note:

1. This datasheet is downloaded from the website of Murata Manufacturing co., Ltd. Therefore, it's specifications are subject to change or our products in it may be discontinued without advance notice. Please check with our sales representatives or product engineers before ordering.
2. This datasheet has only typical specifications because there is no space for detailed specifications. Therefore, please approve our product specifications or transact the approval sheet for product specifications before ordering.